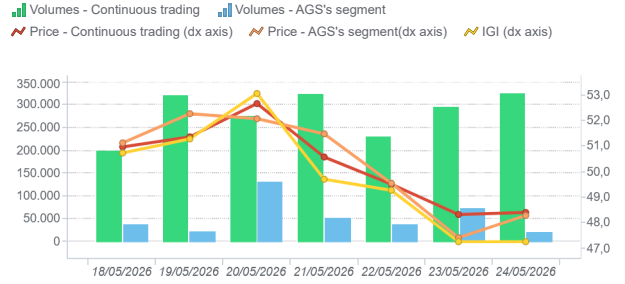


Day-Ahead Gas Market (MGP-GAS)

	Average price (€/MWh)	Change Price	Minimum price	Maximum price	Total Volumes (MWh)	Volumes change	Daily product	WE Product	WD Product
Continuous trading	49,96	4,9%	45,50	54,00	1.968.432	-9,6%	1.464.384	504.048	0
AGS's segment	50,32	5,3%	47,40	52,30	370.488	-55,8%	295.416	115.152	

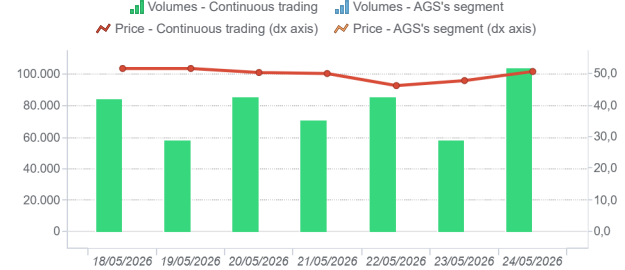
MGP - Volumes (MWh) and Price (€/MWh)



Intra-Day Gas Market (MI-GAS)

	Average price (€/MWh)	Change Price	Minimum price	Maximum price	Total Volumes (MWh)	Volumes change	Purchases SRG (MWh)	Sales SRG (MWh)
Continuous trading	49,82	3,1%	45,01	53,50	545.424	0,3%		
AGS's segment	-	-	-	-	-	-	-	-

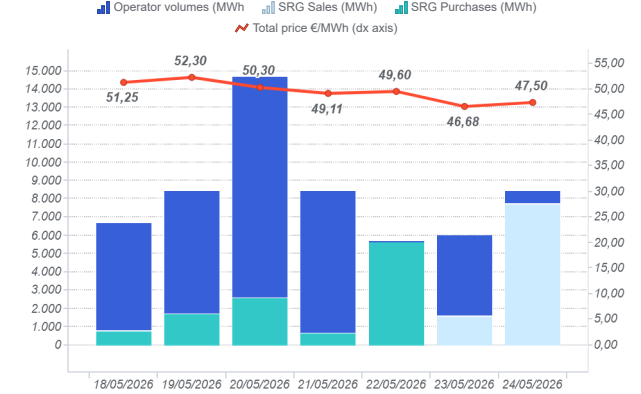
MI - Volumes (MWh) and Price (€/MWh)



Market for the trading of gas stored (MGS-GAS)

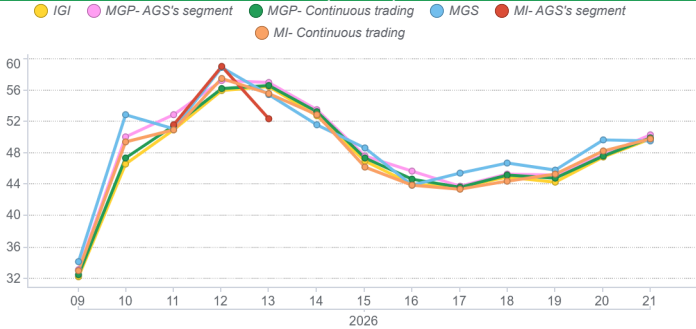
	Week 20	Week 21
Price €/MWh (1)		
Snam Stocaggio (Stogit Adriatica)		
Snam Stocaggio (Stogit)	49,67	49,53
Total	49,67	49,53
Volumes MWh		
Snam Stocaggio (Stogit Adriatica)	0	0
Snam Stocaggio (Stogit)	67.344	58.135
Totale	67.344	58.135
SRG. Activity MWh		
Purchases	8.140	11.131
Balancing (2)	8.140	11.131
Other purchases (3)		
Sales	8.718	9.208
Balancing (2)	8.718	9.208
Other purchases (3)		

Market for the trading of gas stored (MGS-GAS)

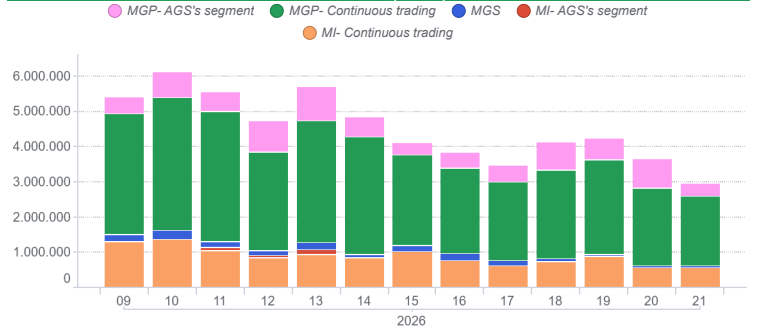


1) The Total price is calculated as a weighted average price for the total volumes exchanged in each storage system.
 2) To securely manage any expected deviations between overall network injections and withdrawals pursuant to Art. 2.5 of Annex A, AEEGSI's Resolution 312/2016/R/gas
 3) Stored gas trades by Snam Rete Gas (SRG) not included in "Balancing"

Prices (€/MWh)



Volumes (MWh)



Forward Gas Market (MT-GAS)

Prodotto	Minimum price (€/MWh)	Maximum price (€/MWh)	Check price*	Check price change (%)	Trades	Volumes (MWh/g)	OTC Registrations	OTC Volumes	Volumes Tot	Change %	Open position (MWh)*	Open position (MWh/g)*
BoM-2026-05			45,01	3,1%	0,00	0,00	0,00	0,00	0,00	0,0%	0,00	0,00
M-2026-06			51,85	10,4%	0,00	0,00	0,00	0,00	0,00	0,0%	0,00	0,00
M-2026-07			50,91	10,5%	0,00	0,00	0,00	0,00	0,00	0,0%	0,00	0,00
M-2026-08			54,68	12,4%	0,00	0,00	0,00	0,00	0,00	0,0%	0,00	0,00
Q-2026-03			53,53	15,7%	0,00	0,00	0,00	0,00	0,00	0,0%	0,00	0,00
Q-2026-04			50,60	13,6%	0,00	0,00	0,00	0,00	0,00	0,0%	0,00	0,00
Q-2027-01			51,55	13,4%	0,00	0,00	0,00	0,00	0,00	0,0%	0,00	0,00
Q-2027-02			40,48	6,4%	0,00	0,00	0,00	0,00	0,00	0,0%	0,00	0,00
WS-2026/2027			53,02	14,9%	0,00	0,00	0,00	0,00	0,00	0,0%	0,00	0,00
SS-2027			39,78	6,2%	0,00	0,00	0,00	0,00	0,00	0,0%	0,00	0,00
CY-2027			41,97	8,5%	0,00	0,00	0,00	0,00	0,00	0,0%	0,00	0,00

*Referred to the last session of the week